

BMW 2 Series
Active Tourer



The Ultimate
Driving Machine

April 2016



**THE BMW 2 SERIES
ACTIVE TOURER.**

MODEL VARIANTS.

218i (2A32)	
Recommended Retail Price	\$51,450
Power kW	100
Torque Nm	220
Cylinders / Capacity	3 / 1,499
Consumption l/100km	5.1
CO₂ g/km	119

220i (2A52)	
Recommended Retail Price	\$57,990
Power kW	141
Torque Nm	280
Cylinders / Capacity	4 / 1,998
Consumption l/100km	5.7
CO₂ g/km	133

225xe (2C72)	
Recommended Retail Price	\$69,800
Power kW (combined petrol + electric)	165
Torque Nm (combined petrol + electric)	385
Petrol engine Cylinders / Capacity	3 / 1,499
Consumption l/100km	2.1
CO₂ g/km	49

Recommended Retail Price includes GST, but excludes on-road costs such as Dealer delivery charges and registration.

Fuel consumption is determined in accordance with the ECE driving style (93/116/EU) which consists of approximately one-third urban traffic and two-thirds extra-urban driving (based on the distance covered). CO₂ emissions are measured in addition to fuel consumption. Optional equipment and wheel/tyre options differing from standard equipment may increase these figures.

■ Standard □ Optional NCO No Cost Option

STANDARD SPECIFICATION.

	218i	220i	225xe
Safety			
Airbags: driver and front passenger airbags, head curtain airbags in the front and rear, side airbags for driver and front passenger	■	■	■
Central locking with electronic immobiliser, crash sensor; fuel tank filler cap integrated into central locking system	■	■	■
Dynamic Braking lights , flashing brake lights and hazard indicator under extreme braking	■	■	■
Dynamic Stability Control (DSC) incl. Antilock Braking System (ABS), Brake Assistant, Cornering Brake Control (CBC) and Dynamic Traction Control (DTC)	■	■	■
Active Guard , approach control warning with light city braking function. Warns of potential collision with a vehicle ahead, including light braking function at low speeds	■	■	■
Electrically operated park brake	■	■	■
Headrests on all seats	■	■	■
Safety body shell: deformation zones at the front and rear, easily-replaceable deformation elements that absorb impacts at speeds up to 15 km/h; integrated side impact protection in doors	■	■	■
Seat belts: three-point seat belts for all rear seats; three-point inertia-reel seat belts in the front with belt tensioners and belt force limiters	■	■	■
Warning triangle and first aid kit	■	■	■

Exterior Design			
Exhaust tailpipe in high-gloss chrome. Single round pipe on left	■	■	■
Exterior badging , 'eDrive' on C-pillar, 'i' on front guards			■
Ornamental front grille with chrome surround, 12 kidney grille slats in matt black	■	■	
Ornamental front grille with chrome surround, grille bars in BMW i blue			■
Metallic paint	■	■	■
Chrome Line Exterior , window recess covers in high-gloss polished aluminium, including black high-gloss B-pillar trim finisher	■	■	■
Mirror caps in body colour , mirror triangle finisher and frame in matt black	■	■	■
3AA Roof rails , slimline in matt black finish	■	■	
3AT Roof rails , slimline in aluminium satin finish			■

Wheels and Tyres			
2U9 17" light alloy wheels Double-spoke style 385 , 7.5 J x 17 / tyres 205/55 R 17	■		
2FY 17" light alloy wheels V-spoke style 479 , 7.5 J x 17 / tyres 205/55 R17		■	
2FZ 18" light alloy wheels V-spoke style 485 , 8 J x 18 / tyres 225/45 R 18			■
Runflat tyres , with reinforced sidewalls. Includes runflat indicator	■	■	■
Wheel hub covers , in BMW i blue			■

■ Standard □ Optional NCO No Cost Option

STANDARD SPECIFICATION.

	218i	220i	225xe
Drivetrain and Running Gear			
6-speed automatic transmission	■		■
8-speed automatic transmission		■	
Auto Start/Stop function , reduces fuel consumption by switching off the engine when the vehicle comes temporarily to a stop	■	■	■
BMW TwinPower Turbo 3-cylinder petrol engine with technology including turbocharger, high precision injection, Valvetronic variable valve control and Double-VANOS variable camshaft control	■		■
BMW TwinPower Turbo 4-cylinder petrol engine with technology including turbocharger, high precision injection, Valvetronic variable valve control and Double-VANOS variable camshaft control		■	
Electric motor supplementary electric drive for operation in parallel with combustion engine. Or purely electric driving, approx. 41 km range. Installed in the rear, drives the rear wheels (electrified all-wheel drive)			■
Brake Energy Regeneration , improves fuel efficiency and ensures that the full power of the engine is available for acceleration	■	■	■
Brake-pad wear indicator	■	■	■
Condition Based Service , inspections are scheduled to suit the way in which the car is driven	■	■	■
Single-joint spring strut front axle and multi-link rear axle	■	■	■
Driving Experience Control , enables adjustment of drivetrain settings	■	■	■
ECO PRO Mode , optimises fuel consumption and shows the potential fuel economy in the instrument cluster	■	■	■
Electric Power Steering with Servotronic	■	■	■
Electronic differential lock , active in DSC Off mode	■	■	■
Start/Stop button , with keyless ignition	■	■	■
Performance Control , through targeted braking, optimal torque is distributed to the individual wheels depending on the driving situation, enabling dynamic cornering with maximum grip	■	■	■

Light and Sight			
Halogen headlights , including daytime lights with LED technology. Manual headlight angle adjustment	■	■	
LED headlights with extended contents , efficient LED lighting technology for low and high beam headlight functions. Including LED cornering light function and LED daytime and position lights (corona rings). Includes LED rear taillight optics			■
Fog lights	■	■	■
Exterior mirrors , heated glass and heated windscreen washer jets		■	■
Interior mirror with automatic anti-dazzle function			■
Rain sensor , including automatic headlight activation	■	■	■

Driver Assistance			
Rear view camera , including tracer lines for distance and turning circle support, and with obstacle marking	■	■	■
Cruise Control with braking function	■	■	■
Park Distance Control (PDC) , front and rear	■	■	■
Parking Assistant , parallel parking assistant which helps detect suitable sized parking spaces, then assists by steering the vehicle into the parking space whilst the driver activates the correct gear and operates the accelerator and brake	■	■	■

■ Standard □ Optional NCO No Cost Option

STANDARD SPECIFICATION.

	218i	220i	225xe
Interior Design			
Interior lighting , front and central interior lights, illuminated glovebox and luggage compartment	■	■	■
4LU Interior trim , Black high-gloss trim finishers with Pearl Chrome highlights	■	■	■
Upholstery , "Grid" cloth, Anthracite with black interior colour (EGAT)	■	■	
Upholstery , Leatherette, Black with black interior colour (KCSW) or Canberra Beige with Canberra Beige interior colour (KCCY)			■

Functional Equipment			
Air conditioning , with manual control for temperature, airflow rate and distribution. Rear passenger area heating vents in footwells	■		
Air conditioning , automatic two-zone. Automatic control of temperature, air distribution and fan speed, including solar sensor and fogging sensor. Includes variable temperature rear ventilation with air vents in centre console		■	■
Multifunction sport leather steering wheel , black, includes gear selector lever in leather. Allows the control of telephone, speech and audio functions as well as cruise control via buttons on the steering wheel	■	■	■
Electric windows , front and rear, with one-touch open/close for all windows. Comfort opening/closing by remote control	■	■	■
Standard seats , for driver and front passenger. Manual adjustment of seat height, seat fore-aft position, seat backrest inclination and head restraint height	■	■	■
Seat heating for driver and front passenger			■
Front armrest , free-standing centre armrest with storage compartment, adjustable in five positions	■	■	■
Storage compartments in front and rear doors with bottle holders	■	■	■
493 Storage compartment package , includes 12V power socket on centre console rear and luggage compartment, nets on front seat backrests, storage net on left of luggage compartment, retaining strap on right of luggage compartment, and removable net for floor of luggage compartment	■	■	■
Seat adjustment for rear seats , fore-aft adjustment of the rear seat by 130mm, 60/40 sections of the rear seat can be moved independently. Backrest adjustable in three inclination positions. Electrical remote backrest release, with buttons in the luggage compartment	■	■	

Entertainment and Communication			
Convenience telephony with extended Smartphone connectivity , wireless connection for Bluetooth compatible mobile phones, provision for snap-in adapter (available separately through Genuine BMW Accessories) for charging function and connection to external aerial. Includes extended Bluetooth functionality such as audio streaming, album cover display, pairing of multiple devices and more, depending on the features of the Bluetooth/USB device Check the compatibility of your mobile phone at bmw.com/Bluetooth	■	■	■
Navigation , with fixed 6.5" display (resolution: 800 x 480 pixels). Operation via iDrive controller with direct selection buttons (8 freely programmable favourite buttons). Display showing maps or a combination of maps with directional arrows. Route planning by individually defined criteria. On-board computer with extended functionality (distance from destination, estimated time of arrival, etc.)	■	■	■
CD player , Single-slot player, integrated in centre stack.	■	■	■
Media , AM / FM radio with 8 favourite buttons. Operation via buttons, iDrive controller or speech. Shown in 6.5" display (resolution: 800 x 480). Connections: USB / AUX IN, Apple iPod. Bluetooth-based hands-free interface and audio streaming. Integrated owner's handbook	■	■	■
On-board computer , incl. Check Control, and consumption, range, speed and outside temperature on Info Display	■	■	■
Personal Profile , personalisation of important controls	■	■	■

■ Standard □ Optional NCO No Cost Option

STANDARD SPECIFICATION.

	218i	220i	225xe
BMW ConnectedDrive			
Intelligent Emergency Call , automated transmission of vehicle accident information and telephone call for assistance to the BMW ConnectedDrive Call Centre. Emergency services are informed and deployed if required. Manual emergency call can also be initiated via the SOS button. Lifetime subscription	■	■	■
TeleServices , automated transmission of service-related vehicle data to the service dealer. Includes TeleServices Battery Guard and BMW Breakdown calls to Roadside Assistance. Lifetime subscription	■	■	■
ConnectedDrive Services and Apps , contains the mobile internet portal BMW and permits the integration of certain smartphone applications (Apple and Android devices), such as e.g. BMW Connected App. 3-year subscription	■	■	■
Concierge Service , offers the driver person-to-person assistance for selecting destinations and planning a journey. Telephone numbers and address data for the navigation system can be transmitted directly from the BMW Contact Centre to the vehicle. 3-year subscription	■	■	■
Remote Services , in conjunction with My BMW Remote app for Android and Apple devices. Includes vehicle locator, remote lock/unlock, activate headlight flasher, and Send to Car function. Lifetime subscription	■	■	■
eDrive Services , via My BMW Remote App and ConnectedDrive portal, display of vehicle range, charging status and charging timer			■
Real Time Traffic Information , supplies real-time traffic information on motorways, minor roads and urban links, with detailed information about the traffic situation on the current route and potential diversions. 3-year subscription	■	■	■

ConnectedDrive Services are subscription-based services and require a current subscription to 6AK Connected Drive Services and Apps (except 6AC Intelligent Emergency Call and 6AE TeleServices which are permanently activated). All ConnectedDrive Services can be renewed via an online store. Further information on ConnectedDrive Services is available from your BMW Dealer or visit www.bmw-connecteddrive.co.nz.

■ Standard □ Optional NCO No Cost Option

PACKAGES.

		218i	220i	225xe
Sport Line				
	\$1,750	<input type="checkbox"/>	<input type="checkbox"/>	<input type="checkbox"/>
<p>Exterior Design, insert bezel at front centre air inlet in black high-gloss, side air inlets painted in Black high-gloss with embellisher in aluminium look, rear bumper with finisher in black high-gloss, kidney grille with bars in black high-gloss, tailpipe finisher in black chrome, "Sport" designation left/right on front side panel, B pillar in Black high-gloss</p> <p>225xe: no 'Sport Line' designation on side panel, front door sill finishers with 'eDrive' designation, rear door sill finishers with 'BMW' logo, C-pillars retain 'eDrive' designation</p>		<input checked="" type="checkbox"/>	<input checked="" type="checkbox"/>	<input checked="" type="checkbox"/>
<p>Interior Design, LED fibre optics in the door trims, air conditioning and radio operating panel with clasp in Pearl Chrome, instrument cluster with specific gauge dial printing and chrono scale, sports design seats for driver and front passenger, interior trim finishers in black high-gloss with Pearl Chrome highlights.</p> <p>Upholstery: Cloth 'Race' Anthracite/Grey highlight (ERL1) or Cloth 'Race' Anthracite/Red highlight (ERL2) Leatherette Black (KCSW)</p>		<input checked="" type="checkbox"/>	<input checked="" type="checkbox"/>	<input checked="" type="checkbox"/>
<p>Wheels and Tyres: 17" light alloy wheels Double-spoke style 385 (2U9) 17" light alloy wheels V-spoke style 479 (2FY) 18" light alloy wheels Y-spoke style 485 (2FZ)</p>		<input checked="" type="checkbox"/>	<input checked="" type="checkbox"/>	<input checked="" type="checkbox"/>
Luxury Line				
	\$3,500 \$3,000	<input type="checkbox"/>	<input type="checkbox"/>	<input type="checkbox"/>
<p>Exterior Design, centre air inlet insert in chrome with chrome bars at side air inlets, rear bumper with finisher in chrome, kidney grille with chrome bars, tailpipe finisher in chrome, "Luxury" designation left/right on front side panel, B pillar in Black high-gloss, side window finisher in chrome</p> <p>225xe: no 'Luxury Line' designation on side panel, front door sill finishers with 'eDrive' designation, rear door sill finishers with 'BMW' logo, C-pillars retain 'eDrive' designation</p>		<input checked="" type="checkbox"/>	<input checked="" type="checkbox"/>	<input checked="" type="checkbox"/>
<p>Interior Design, LED fibre optics in the door trims, air conditioning and radio operating panel with clasp in Pearl Chrome, interior trim finishers in black high-gloss with Pearl Chrome highlights.</p> <p>*Standard design seats for driver and front passenger, for all model variants</p> <p>Upholstery: Leather 'Dakota' with perforations Note: Leather MUST be selected when Luxury Line is selected</p>		<input checked="" type="checkbox"/>	<input checked="" type="checkbox"/>	<input checked="" type="checkbox"/>
<p>Wheels and Tyres: 17" light alloy wheels Double-spoke style 385 (2U9) 17" light alloy wheels V-spoke style 479 (2FY) 18" light alloy wheels Y-spoke style 485 (2FZ)</p>		<input checked="" type="checkbox"/>	<input checked="" type="checkbox"/>	<input checked="" type="checkbox"/>
M Sport				
	\$5,000	<input type="checkbox"/>	<input type="checkbox"/>	<input type="checkbox"/>
<p>Exterior Design, M aerodynamics package (front bumper, rear bumper, side sills), BMW Individual high-gloss Shadow Line, "M" designation left/right on front side panel, sports suspension (lowered 10mm), kidney grille with bars in black high-gloss), tailpipe finisher in chrome, sun protection glazing dark-tint on rear windows</p> <p>225xe: front door sill finishers with 'eDrive' designation, rear door sill finishers with 'BMW' logo, C-pillars retain 'eDrive' designation. "M" badging replaces "i" badging on front guards</p>		<input checked="" type="checkbox"/>	<input checked="" type="checkbox"/>	<input checked="" type="checkbox"/>
<p>Interior Design, LED fibre optics in the door trims, instrument cluster with specific gauge dial printing and chrono scale, sports design seats for driver and front passenger, interior trim finishers in aluminium hexagon and highlight trim finishers in Pearl Chrome, M leather steering wheel, M door sill finishers</p> <p>Upholstery: Cloth 'Micro Hexagon'/Alcantara Anthracite (HMAT) Leatherette Black (KCSW) Leather 'Dakota' with perforations (PDN4)</p>		<input checked="" type="checkbox"/>	<input checked="" type="checkbox"/>	<input checked="" type="checkbox"/>
<p>Wheels and Tyres: 17" light alloy wheels Double-spoke style 483 M (2TT) 18" light alloy wheels Double-spoke style 486 M (2TU)</p>		<input checked="" type="checkbox"/>	<input checked="" type="checkbox"/>	<input checked="" type="checkbox"/>

■ Standard □ Optional NCO No Cost Option










COLOURS AND TRIM.

			SE	Sport Line	Luxury Line	M Sport
Exterior Colours						
300	Alpine White		■	■	■	■
475	Black Sapphire, metallic	NCO	□	□	□	□
A83	Glacier Silver, metallic	NCO	□	□	□	□
A96	Mineral White, metallic	NCO	□	□	□	□
B39	Mineral Grey, metallic	NCO	□	□	□	□
B45	Estoril Blue, metallic	NCO				□
A89	Imperial Blue, brilliant effect metallic	NCO	□	□	□	
B53	Sparkling Brown, metallic	NCO	□	□	□	
C06	Flamenco Red, metallic	NCO	□	□	□	
C08	Platinum Silver, metallic	NCO	□	□	□	
C09	Atlantic Grey, metallic	NCO	□	□	□	
C10	Mediterranean Blue, metallic	NCO	□	□	□	

Interior Trim Finishers						
4LU	Black high-gloss, highlight trim finisher in Pearl Chrome		■	■	■	NCO
4WE	Aluminium Hexagon, highlight trim finisher in Pearl Chrome					■
4FY	Fine-wood trim 'Fineline' Shore with inlays, highlight trim finisher Pearl Chrome				NCO	
4FZ	Fine-wood trim 'Fineline' Tide, highlight trim finisher Pearl Chrome	\$700		□	NCO	
4LR	Fine-wood trim 'Fineline' Stream, highlight trim finisher in Pearl Chrome	\$700	□	□	NCO	NCO
4LS	Aluminium finely brushed, highlight trim finisher in Pearl Chrome	\$500	□	□	□	□

■ Standard □ Optional NCO No Cost Option

OPTIONAL EQUIPMENT.

				218i	220i	225xe
Wheels and Tyres						
2U9	17" light alloy wheels Double-spoke style 385 7.5 J x 17 / tyres 205/55 R 17			■	□	
2FY	17" light alloy wheels V-spoke style 479 7.5 J x 17 / tyres 205/55 R 17		NCO	□	■	
2DT	17" light alloy wheels Star-spoke style 379 7.5 J x 17 / tyres 205/55 R 17 Available only Sport Line package		NCO	□	□	
2D0	17" light alloy wheels Star-spoke style 478 7.5 J x 17 / tyres 205/55 R 17		NCO	□	□	
2WV	17" light alloy wheels Multi-spoke style 481 7.5 J x 17 / tyres 205/55 R 17 Available only Luxury Line package		NCO	□	□	
2TT	17" M light alloy wheels Double-spoke style 483 M 7.5 J x 17 / tyres 205/55 R 17 Available only with M Sport package		NCO	□	□	
2FZ	18" light alloy wheels V-spoke style 485 8 J x 18 / tyres 225/45 R 18		\$1,750 NCO	□	□	■
2LV	18" light alloy wheels Y-spoke style 484 8 J x 18 / tyres 225/45 R 18		\$1,750 NCO	□	□	□
2TU	19" M light alloy wheels Star-spoke style 403 M Front: 8 J x 19 / tyres 225/40 R 19, Rear: 8.5 J x 19 / tyres 255/35 R19 Available only with M Sport package		\$1,750 NCO	□	□	□

■ Standard □ Optional NCO No Cost Option

OPTIONAL EQUIPMENT.

			218i	220i	225xe
223	Dynamic Damper Control , allows the damper characteristics to be always adjusted ideally to the driving situation. Activated by the Driving Experience Control. Alternative pricing in combination with M Sport	\$1,000 \$500	<input type="checkbox"/>	<input type="checkbox"/>	
2VB	Tyre Pressure Indicator , informs the driver at any time about the precise pressure and temperature of the tyre, and warns in the event of pressure loss.	\$500	<input type="checkbox"/>	<input type="checkbox"/>	<input type="checkbox"/>
2VL	Variable sport steering , provides direct and agile handling combined with reduced steering effort. It reacts independently of the current speed with different steering ratios with respect to turning the steering wheel.	\$750	<input type="checkbox"/>	<input type="checkbox"/>	
302	Alarm system , Monitoring of doors and bonnet /tailgate. Includes tilt alarm and interior movement sensor.	\$1,000	<input type="checkbox"/>	<input type="checkbox"/>	<input type="checkbox"/>
313	Exterior mirror package , with electrically-folding exterior mirrors and automatic parking function. NCO in combination with option 430 Interior and exterior mirrors with auto anti-dazzle function	\$500	<input type="checkbox"/>	<input checked="" type="checkbox"/>	<input checked="" type="checkbox"/>
3AA	Roof rails , slimline in matt black finish	NCO	<input checked="" type="checkbox"/>	<input checked="" type="checkbox"/>	<input type="checkbox"/>
3AT	Roof rails , slimline in aluminium satinated finish NCO in combination with Sport Line or M Sport	\$200	<input type="checkbox"/>	<input type="checkbox"/>	<input checked="" type="checkbox"/>
3DE	Deletion of specific exterior design contents , omission of BMW i blue highlights for kidney grille and wheel hub covers	NCO			<input type="checkbox"/>
402	Panoramic glass sunroof , opens and closes fully automatically at the press of a button, also by radio remote control, and is equipped with sliding and tilting function as well as sun screen and wind deflector.	\$2,500	<input type="checkbox"/>	<input type="checkbox"/>	<input type="checkbox"/>
420	Sun protection glazing , stronger tinted glass from the B-pillar back, including rear window. Included as part of M Sport package	\$750	<input type="checkbox"/>	<input type="checkbox"/>	<input type="checkbox"/>
430	Interior and exterior mirrors with auto anti-dazzle function , Automatically dimming interior and exterior mirrors, including memory function for exterior mirrors. Individual option 313 Exterior Mirror Package must be ordered (as NCO) in conjunction with 430 Interior and exterior mirrors with auto anti-dazzle.	\$1,000 \$600	<input type="checkbox"/>	<input type="checkbox"/>	<input type="checkbox"/>
431	Interior rear-view mirror with auto anti-dazzle function , interior mirror automatically dims depending on the intensity of the glare. NCO in combination with 430 Interior and exterior mirrors with auto anti-dazzle function	\$400	<input type="checkbox"/>	<input type="checkbox"/>	<input checked="" type="checkbox"/>
459	Seat adjustment, electric , for seat fore-and-aft position, seat height, backrest tilt, seat tilt. Memory for driver's seat, two memory positions.	\$2,000	<input type="checkbox"/>	<input type="checkbox"/>	<input type="checkbox"/>
481	Sport seats for driver and front passenger , optimum support through higher seat side bolsters. Electric adjustment of the width of the backrest. Included as part of Sport Line and M Sport package	\$1,000	<input type="checkbox"/>	<input type="checkbox"/>	<input type="checkbox"/>
488	Lumbar support for driver and front passenger , four-way electric adjustment	\$500	<input type="checkbox"/>	<input type="checkbox"/>	<input type="checkbox"/>
494	Seat heating for driver and front passenger	\$800	<input type="checkbox"/>	<input type="checkbox"/>	<input checked="" type="checkbox"/>
4FK	Front passenger-seat backrest foldable , Seat backrest can be completely folded to allow transportation of long objects (maximum 2.40 m). Not available in combination with 481 Sports seats for driver and front passenger, 459 Electric seat adjustment, Sport Line or M Sport package	\$400	<input type="checkbox"/>	<input type="checkbox"/>	<input type="checkbox"/>
534	Automatic air conditioning , with individual temperature controls for driver and front passenger, including Automatic Air Recirculation, fogging sensor and rear fresh air vents.	\$1,000	<input type="checkbox"/>	<input checked="" type="checkbox"/>	<input checked="" type="checkbox"/>
563	Lights package , includes ambient lighting front and rear, reading lights front and rear, footwell lights, illuminated vanity mirror, handle-area lighting in the outside door handles, kerb area lighting and door pocket lighting. Included as part of M Sport package	\$500	<input type="checkbox"/>	<input type="checkbox"/>	<input type="checkbox"/>
5A4	LED headlights with extended contents , efficient LED lighting technology for low and high beam headlight functions. Including LED cornering light functions and LED daytime and position lights (corona rings). Includes LED rear taillight optics	\$2,000	<input type="checkbox"/>	<input type="checkbox"/>	<input checked="" type="checkbox"/>

■ Standard □ Optional NCO No Cost Option

OPTIONAL EQUIPMENT.

			218i	220i	225xe
5AS	Driving Assistant , camera-based driver assistance system consisting of Lane Departure Warning, Approach Control Warning with light city braking, Person Recognition with light city braking, High Beam Assistance, Speed Limit Info, and instrument cluster with high-resolution 5.7" TFT display	\$1,500	<input type="checkbox"/>	<input type="checkbox"/>	<input type="checkbox"/>
5AT	Driving Assistant Plus , includes all functionality of Driving Assistant, plus Active Cruise Control with stop/go function. Individual option 5DF Active cruise control with Stop&Go function must be ordered (as NCO) in conjunction with Driving Assistant Plus.	\$2,500	<input type="checkbox"/>	<input type="checkbox"/>	<input type="checkbox"/>
676	HiFi loudspeaker system , includes 205W amplifier in luggage compartment, 7 loudspeakers.	\$750	<input type="checkbox"/>	<input type="checkbox"/>	<input type="checkbox"/>
674	Harman/Kardon HiFi loudspeaker system , includes 360W amplifier in luggage compartment, 12 loudspeakers, metal speaker bezels.	\$1,500	<input type="checkbox"/>	<input type="checkbox"/>	<input type="checkbox"/>
6UP	Navigation Plus , with fixed 8.8" display (resolution: 1280 x 480 pixels). Operation via iDrive controller with direct selection buttons (8 freely programmable favourite buttons). Display showing maps or a combination of maps with directional arrows. Route planning by individually defined criteria. On-board computer with extended functionality (distance from destination, estimated time of arrival, etc.) Includes 610 Head-Up Display , which projects driver-relevant information directly into the driver's field of vision, onto an extending transparent panel. Individual option 610 Head-Up Display must be ordered (as NCO) in conjunction with Navigation Plus.	\$3,000	<input type="checkbox"/>	<input type="checkbox"/>	<input type="checkbox"/>
760	BMW Individual high-gloss shadowline , for window recess cover. Included as part of M Sport package	\$200	<input type="checkbox"/>	<input type="checkbox"/>	<input type="checkbox"/>
7LG	Guidance Package , contains LED headlights with extended contents (5A4) and Exterior mirror package (313)	\$2,000 \$150	<input type="checkbox"/>	<input type="checkbox"/>	<input checked="" type="checkbox"/>
7LH	Convenience Package , contains Automatic operation of tailgate (316) and Comfort Access (322)	\$1,500	<input type="checkbox"/>	<input type="checkbox"/>	<input type="checkbox"/>
KC**	Upholstery, Leatherette , Black with black interior colour (KCSW) or Canberra Beige with Canberra Beige interior colour (KCCY). KCCY Canberra Beige not available in combination with Sport Line or M Sport	\$500	<input type="checkbox"/>	<input type="checkbox"/>	<input checked="" type="checkbox"/>
LC**	Upholstery, Leather "Dakota" , Black with black interior colour (LCSW) or Canberra Beige with Canberra Beige interior colour (LCY). Not available in combination with Sport Line, Luxury Line or M Sport	\$3,000	<input type="checkbox"/>	<input type="checkbox"/>	<input type="checkbox"/>
PD**	Upholstery, Leather "Dakota" with perforations , black with black interior (PDSW), Canberra Beige with Canberra Beige interior (PDCY), Saddle Brown with black interior (PDD3) or Oyster with grey highlights and black interior (PDOA) Only available in combination with Sport Line, Luxury Line or M Sport. Included as NCO with Luxury Line.	\$3,000	<input type="checkbox"/>	<input type="checkbox"/>	<input type="checkbox"/>

■ Standard □ Optional NCO No Cost Option